

Department of Veterinary Surgery and Radiology




Profile:

The Department is a part of College of Veterinary Science & Animal Husbandry, AAU, Anand, a reputed educational and research institute in India. Established on 16th August, 1964 by the Govt. of Gujarat, the department along with college became a part of Gujarat Agriculture University in the year 1974 and at present it is a constituent department of recently formed Anand Agricultural University. It has played a key role in the development of livestock sector in Gujarat state. The Department of Surgery & Radiology is a **REFERRAL CENTER** for diagnosis and treatment of animals brought from length and breadth of Gujarat and neighboring states.

First Time in history of Veterinary Surgery in India:

- Large animal operation theatre integrated with Padded Recovery Room.
- Theloscopy and Theloresectoscopy Unit for teat surgery
- Use of C-arm in orthopaedic surgery
- Computerized Radiographic Unit
- Use of CO₂ and Diode Laser unit in Veterinary Surgery
- Large Animal Tip Chute cum claw trimmer for hoof trimming under field conditions
- Experimental evaluation of drug eluting and bar metal stents in Rabbits and Dogs
- Dry Lab and Wet Lab facilities for Ophthalmic and microsurgical training
- Ophthalmic Unit undertakes Cataract and other Surgeries.
- For the first time in India introduced the concept of Eye and dental clinical camp, Camel camp and Goat camp.

Faculties:

Sr. No.	Name	Designation	Phone (O)	Cell No	Inter Com No.	E-Mail
1	Dr. P. V. Parikh 	Professor and Head	02692-263634	9879027547	971	pvpaiikh@aau.in
2	Dr. J. J. Parmar 	Assistant Professor		8866216358	929	jjparmar@aau.in
3	Dr. J. K. Mahla 	Assistant Professor		9426319832	972	jkmahla@aau.in

Major Activities:

I. Teaching

A. UG Courses:

Code	Course Title	Credit
VSR-411	General Veterinary Surgery, Anaesthesiology & Diagnostic Imaging	2+2=4
VSR-421	Veterinary Orthopedics and Lameness	1+1=2
VSR-511	Regional Veterinary Surgery	2+1=3

B. PG Courses:

Code	Course Title	Credit
VSR-601	Principles Of Surgery	2+0
VSR-602	Clinical Practice – I	0+3
VSR-603	Clinical Practice – II	0+3
VSR-604	Small Animal Anaesthesia	2+1
VSR-605	Large Animal Anaesthesia	2+1
VSR-606	Diagnostic Imaging Techniques	2+1
VSR-607	Veterinary Ophthalmology and Dentistry	1+1
VSR-608	Small Animal Soft Tissue Surgery	2+1
VSR-609	Large Animal Soft Tissue Surgery	2+1
VSR-610	Orthopaedic and Limb Surgery	2+1
VSR-691	Master's Seminar	1+0
VSR-699	Master's Research	20
VSR-701	Clinical Surgical Practice – I	0+2
VSR-702	Clinical Surgical Practice – II	0+2
VSR-703	Clinical Surgical Practice – III	0+2
VSR-704	Anaesthesia of Wild and Laboratory Animals	1+1
VSR-705	Advances in Anaesthesiology	2+1
VSR-706	Advances in Diagnostic Imaging Techniques	2+1
VSR-707	Neurosurgery	2+1
VSR-708	Experimental Surgical Techniques in Animals	1+1
VSR-789	Special Problems in Anaesthesia	0+2
VSR-790	Special Problems in Surgery	0+2
VSR-791	Doctoral Seminar I	1+0
VSR-792	Doctoral Seminar II	1+0
VSR-799	Doctoral Research	45

II. Research

A. Research Projects Completed:

No.	Title	Agency	Period	Budget Outlay	PI/Co-PI
1	Newer Approaches in Surgical Treatment of Animals	RKVY B.H. :18375	4 years	1 st phase- 174 lacs; 2 nd phase- 169.82 lacs	PI: Dr. D.B. Patil Co-I: Dr. P.V. Parikh Dr. P.H. Tank
2	Molecular understanding of Progressive retinal Atrophy in dogs bred in India	DBT B.H. 18479	3 year	92,76,400/-	PI: Dr. D. B. Patil Co-I: Dr. C.G. Joshi Dr. P.V. Parikh Dr. P.G. Koringa Dr. Madhvi Sheth, Vitreoretinal Surgeon, Vadodara

B. Research Projects On going:

No.	Title	Agency	Period	Budget Outlay	PI/Co-PI
1	Strengthening of Livestock & Veterinary component at Anand	GOG	January, 2001 to continue	9834000/-	PI: Dr. P.V. Parikh Co-I: Dr. J.J. Parmar Dr. J.K. Mahla

C. Number of M.V.Sc. degrees awarded : 101

D. Number of Ph.D. degrees awarded : 08

E. Research Publications (No.) : 80

F. Research Recommendations : 04

For Scientific Community**1. Year 2011**

The wet lab model using cadaver teats is useful for hands on training in endoscopic teat surgery. During theloscopy and theloressectoscopy teats filled with air and water, respectively provides better visualization.

2. Year 2011

For ultrasonography of forestomach in goats, 7.5 MHz convex probe is suitable, while 15-18 MHz linear probe is ideal for rumeno-reticular groove, longitudinal, transverse and coronary omaso-abomasal grooves, rumen papillae and reticular wall.

3. Year 2015

For surgical removal of *Setaria spp.* worm from anterior chamber of horse by modified clear corneal stab incision, a 2.8 mm pointed tip 45° angled keratome is suggested.

For Farmer Community**1. Year 2011**

Reduction in milk production (32.33%) in animals especially maintained on pakka floor and stall fed was observed due to hoof disorders, hence should be subjected to hoof trimming at least once in a year.

III. Extension

A. Refresher Training Courses / Summer-Winter Schools conducted

Sr. No.	Title of Training Courses/ Summer-Winter School	Year
1	Advance Training on Veterinary Surgery and Radio-imaging Techniques for Field veterinarians from Chhattisgarh state under RKVY	2010
2	ASCAD Training on Surgery aspects including Surgical techniques & X-ray techniques	2011
3	Training and Demonstration on Ophthalmological Examination of Laboratory Animals.	2011
4	Training on Management of injured birds	2011
5	Training on Ideal Panjrapole Management	2011
6	ASCAD Training on Surgery aspects including Surgical techniques & X-ray techniques	2013
7	ASCAD Training on Surgery Aspects Including Surgical & X-Ray Techniques	2014
8	ASCAD Training on Surgery Aspects Including Surgical & X-Ray Techniques	2014

B. Seminar/Symposia/Conference/Workshop organized:

Sr. No.	Title of Seminar/Symposia/Conference/Workshop organized:	Year
1	XXXIV Annual Congress of ISVS & International Symposium on "Ruminant Surgery in Polyclinics Co-operative Dairies and Shelters: Perspective 2020"	2012
2	Workshop on Management of injured birds	2013
3	Workshop on Surgical ophthalmology in small animal practice	2013
4	Workshop on Surgical ophthalmology in small animal practice	2013
5	Workshop on Management of injured birds	2013
6	Workshop on Ophthalmic Surgeries in Small Animal Practices	2014
7	Workshop on "Management of injured birds"	2014
8	Workshop on "Surgical Ophthalmology in Small Animal Practice"	2015
9	Workshop on "Management of injured birds during Utarayan" at Bodakdev, Ahmedabad	2016
10	Workshop on "Management of injured birds during Utarayan"	2016

C. Diagnostic Services / Clinical Camps/Farmers' advisory services/Ambulatory Clinics/Vaccination camps

Sr. No.	Title	No.
1	Diagnostic Services	600
2	Clinical Camps	340
3	Farmers' advisory services	580
4	Ambulatory Clinics	Once In a every three months
5	Vaccination camps	50

**D. NSS Camps/ Krishi Mahotsav/ Pashupalan Shibirs/Radio-TV Talks
Delivered/Exhibitions/Farmers' meet-day/Kisan Call Center/Field Visits**

Sr. No.	Title	No.
1	NSS Camps	0
2	Krishi Mahotsav	3
3	Pashupalan Shibirs	5
4	Radio-TV Talks Delivered	1
5	Exhibitions	10
6	Farmers' meet-day	10
7	Kisan Call Center	10
8	Field Visits	100

E. Expert services to State Government/Co-op. dairies/Other agencies /NGOs

Sr. No.	Title	No.
1	State Government	85
2	Co-op. Dairies	120
3	Other agencies (Forest Dept)	60
4	NGOs	45

**F. No. of Publications of Popular articles /Books /Booklets /Pamphlets /Leaflets/
Souvenir/Compendium/ chapters/ Lab Manuals / Training Manuals etc.**

Sr. No.	Title	No.
1	Popular articles	18
2	Books	2
3	Compendium	1
4	Training Manuals	8

G. Visitors

Sr. No.	Date	Name	Designation, Company/ Institute
1	14/10/2009	Anjani Kumar	Director Animal Welfare, M/O Environment and Forest, New Delhi
2	06/06/2010	Major Gen. Y.V. Mohan	Commandant, EME School, Vadodara
3	11/07/2011	Kamal Kishor	Under Secretary, Animal Welfare Division, M/O Environment and Forest, New Delhi
4	18/03/2013	Dr. S. Abdul Rahman	President, Common Wealth Veterinary Association
5	30/05/2014	Kenya Dairy Farmers federation and the East Africa Dairy Development Project Team	The Kenya Dairy Farmers federation and the East Africa Dairy Development Project Team
6	11/02/2015	Dr. Jigeesha Sheth	Vice President, Gujarat Municipal Finance Board, Gandhinagar
7	11/02/2015	Mr. Jagdish Parekh	Director, Gujarat Municipal Finance Board, Gandhinagar.
8	23/03/2016	Capt. Nitin Shere	Mumbai

Achievements:

A. Awards/Honours/Recognitions/Appreciations

Sr. No.	Name	Award/ Appreciation	Society/Agency	Place	Year
1	Dr. D.B. Patil	Exemplary Vet Award	Gujarat Veterinary Association	Ahmedabad	2010
2	Dr. P.V. Parikh	National Fellow of ISVS Award	Indian Society for Veterinary Surgery	Kolkata	2010
3	Dr. P.V. Parikh Dr. D.B. Patil	Prof. J.P. Trivedi Award	Gujarat Association for Agricultural Sciences.	Ahmedabad	2012
4	Dr. D.B. Patil Dr. P.V. Parikh	2 Gold Medals for best paper presentation	Indian Society for Veterinary Surgery	Bikaner	2014
5	Dr. D.B. Patil Dr. P.V. Parikh Dr. J.J. Parmar	Appreciation Award for paper presentation	Indian Society for Veterinary Surgery	Bikaner	2014

B. Assignments as Subject Expert / Member (Selection Committee/Advisory Board)

Sr. No.	Name of the Scientist	Place	Year	Committee
1	Dr. P.V. Parikh	Rajasthan Public Service Commission, Ajmer	2008	Selection Committee
2	Dr. P.V. Parikh	SAG Bidaj Farm	2000	Technical Advisor
3	Dr. P.V. Parikh	Selection of Associate Professor and Head, Bikaner, RAJUVAS	2013	Selection Committee
3	Dr. P.V. Parikh	Selection of Assistant professor, Junagadh	2015	Selection Committee
4	Dr. P.V. Parikh	Selection of Assistant Professor, Anand Agricultural University	2015	Selection Committee
5	Dr. P.V. Parikh	Rajasthan Public Service Commission, Ajmer	2016	Selection Committee

C. Advanced Instrumentation / Lab Facilities

Sr. No.	Name of Instrument/ Lab Facilities/ Operation Theatre
1	Theloscopy & Theloresectoscopy Unit
2	X-Ray Machine
3	Computerized Radiography Unit
4	Ultrasonography Unit
5	3 Meter Long Video Endoscope
6	Padded Recovery Room
7	Portable Large Animal Operation Table
8	Ophthalmic Micro Surgical Unit
9	Hoist Sling
10	Soft tissue Operation Theatre
11	Orthopedic Operation Theatre
12	Ophthalmology Operation Theatre
13	Dental Unit Operation Theatre
14	Large Animal Operation Theatre
15	Dry Lab for PGs and Trainees

16	Wet Lab for PGs and Trainees
17	Animal House
18	Surgical Patient Indoor Ward

D. Patents filed / Technology Developed:

E. Other Recognitions (SRC/NSS/AGRESCO Convener/Hostel Rector etc.)

Sr. No.	Name of the Scientist	SRC	Year
1	Dr. P. V. Parikh	Advisor Indoor Game	2005-2006
2	Dr. J. J. Parmar	Advisor Indoor Game	2015-2016
3	Dr. J. K. Mahla	Advisor Outdoor Game	2015-2016



MARS India Ltd. Ophthalmic Training





Bird Release



Surgical Camp